

A vertical collage of medical images on the left side of the slide, including gloved hands, a monitor with a waveform, a syringe, and a patient in a hospital bed.

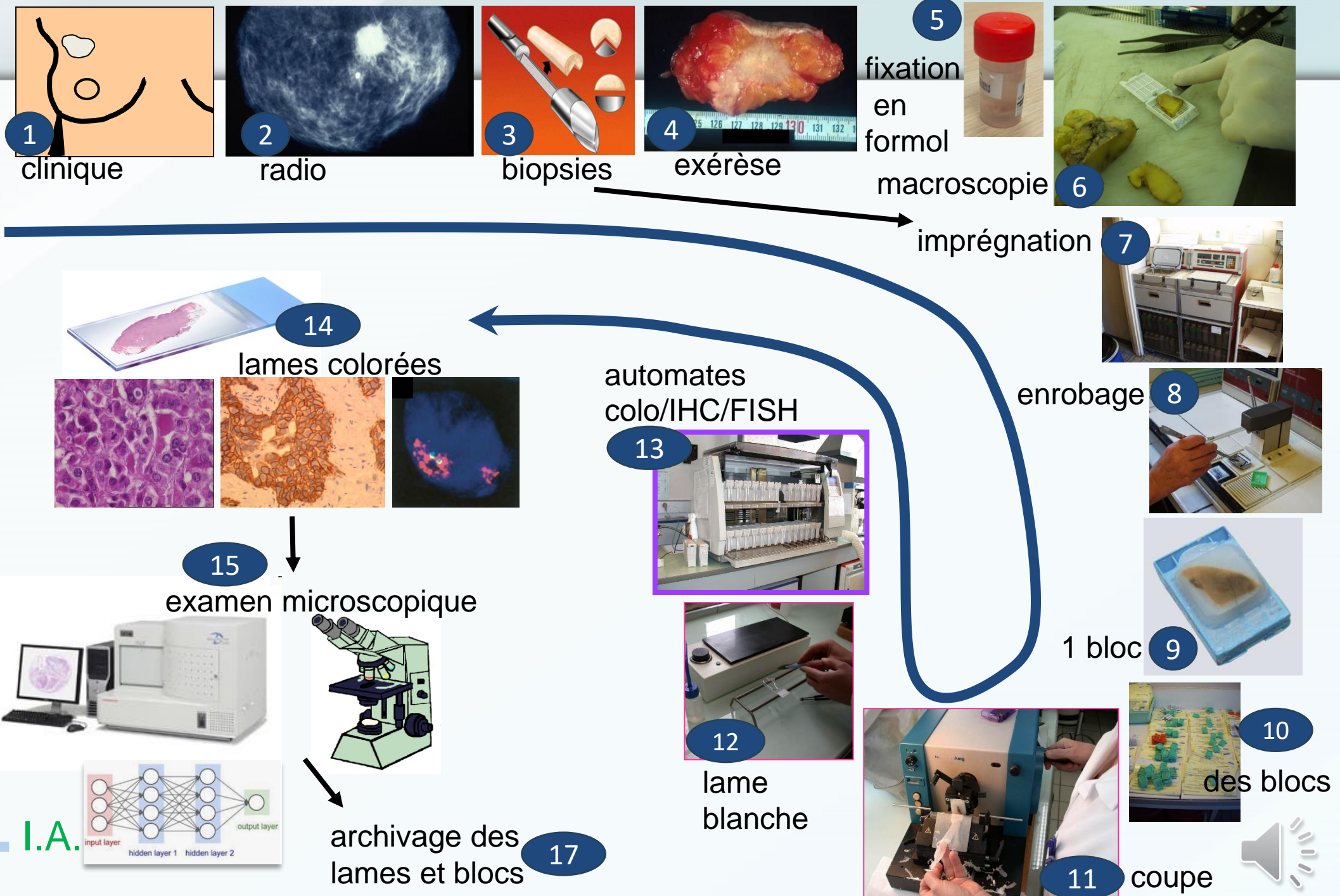
Bienvenue !



L'ACP EN 1 diapo

Philippe Bertheau
Hôpital Saint-Louis
Université Paris Cité
Date : 07/2025

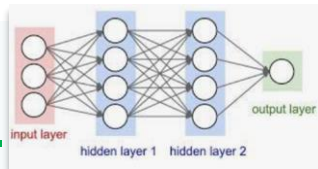




PATIENT

compte-rendu
diagnostic

I.A.



archivage des
lames et blocs

17

lame
blanche

12

automates
colo/IHC/FISH

13

examen microscopique

15

lames colorées

14

enrobage

8

1 bloc


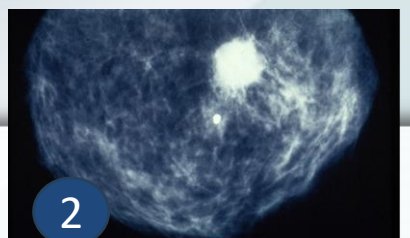
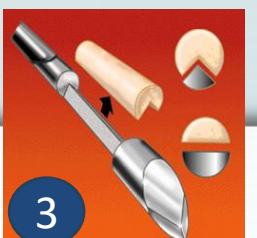
9

des blocs

10

coupe

11





Merci d'avoir suivi cette séquence